



**International Atomic Energy Agency**

**Technical Cooperation Programme  
in  
the East Asia and the Pacific region**

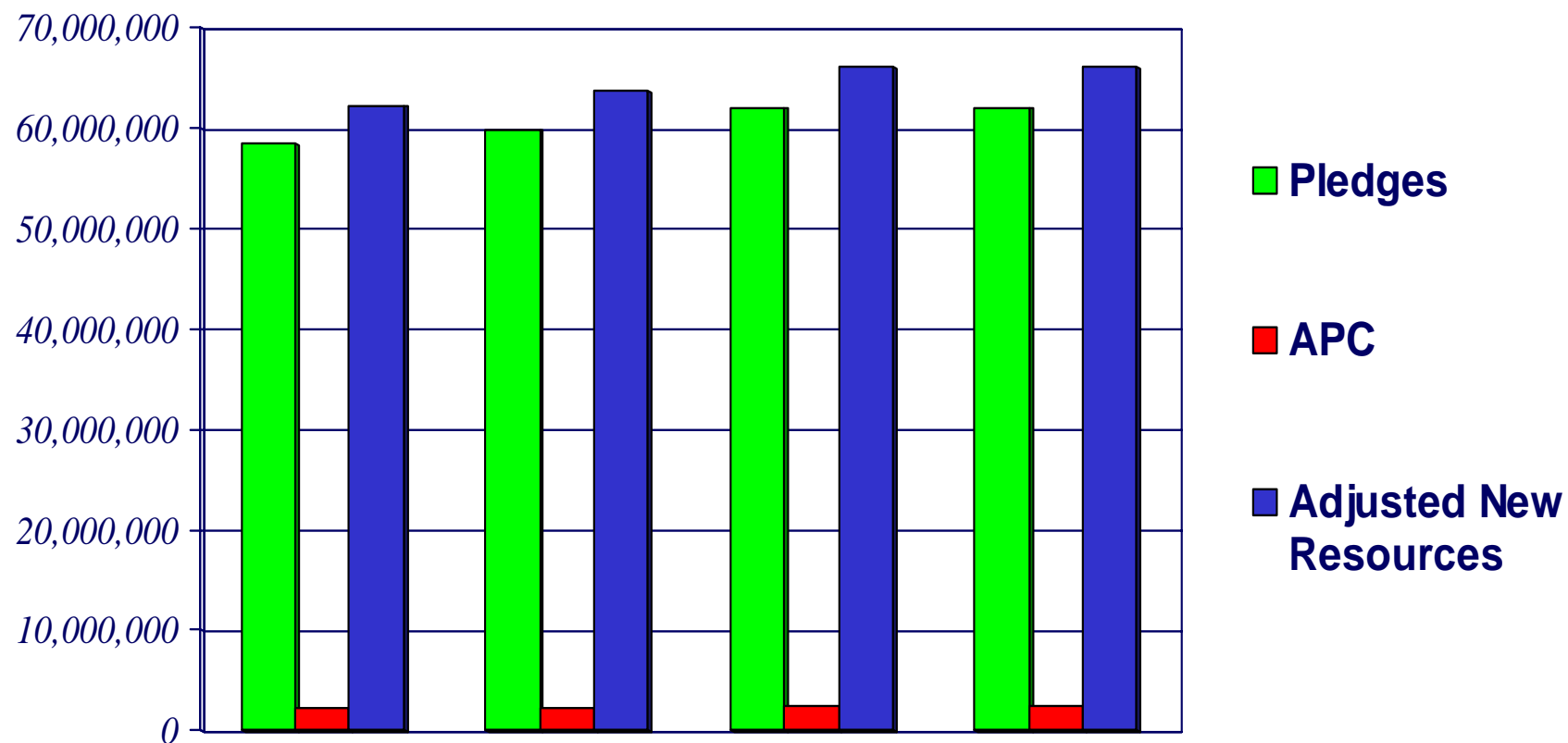
**Presented by Mr. M.N. Razley, Head, East Asia and the Pacific Section  
Division for Africa, East Asia and the Pacific  
Department of Technical Cooperation  
(26 May 2003)**

**Annex 10**

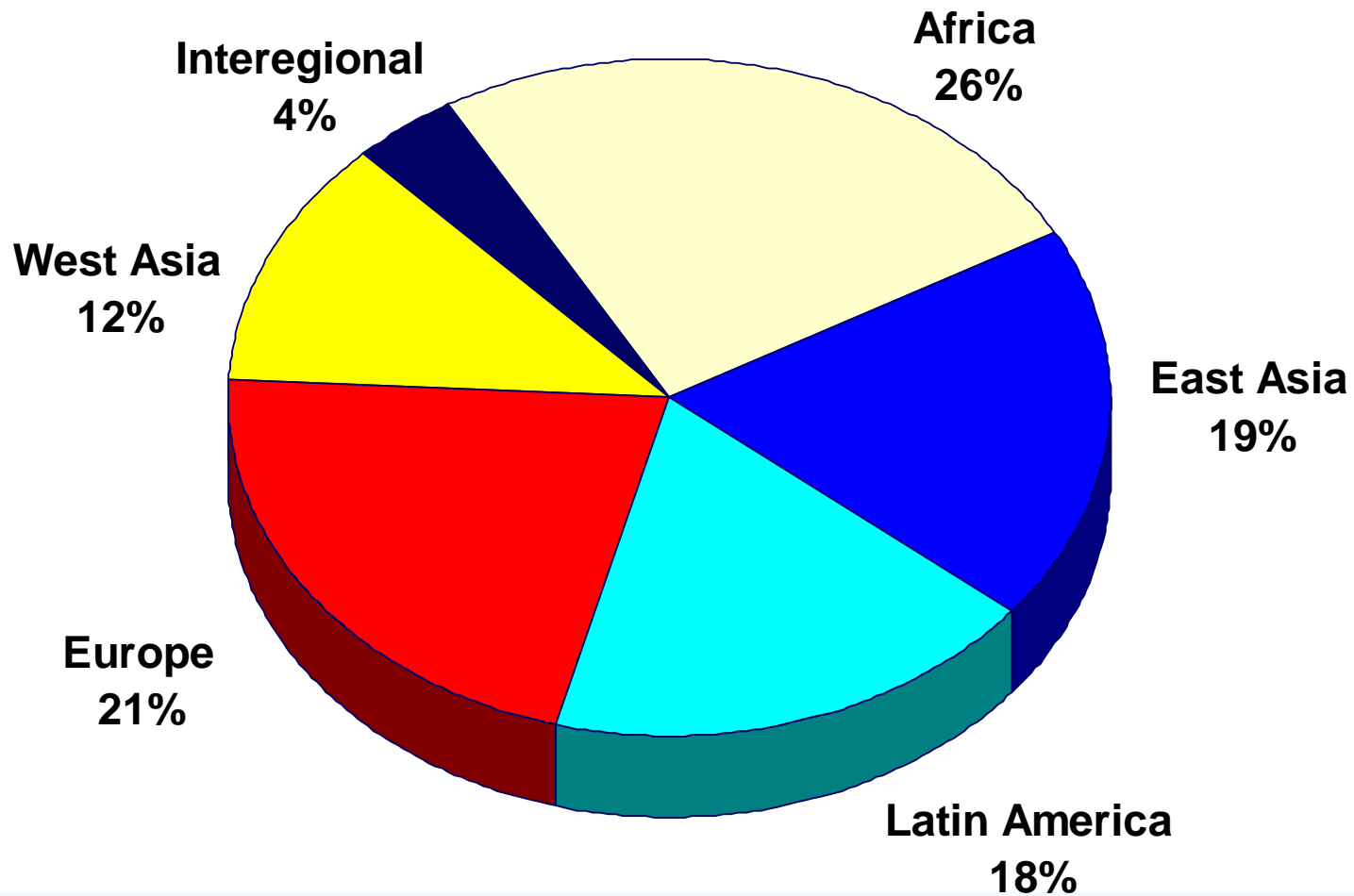
## **Outline of the presentation:**

- ☐ Availability of Financial Resources**
- ☐ 2003 – 2004 TC Programme in the East Asia and the Pacific Region**
- ☐ Distribution by Sectors**
- ☐ Future years commitment**

# TC Programme Allotments 2001-2004



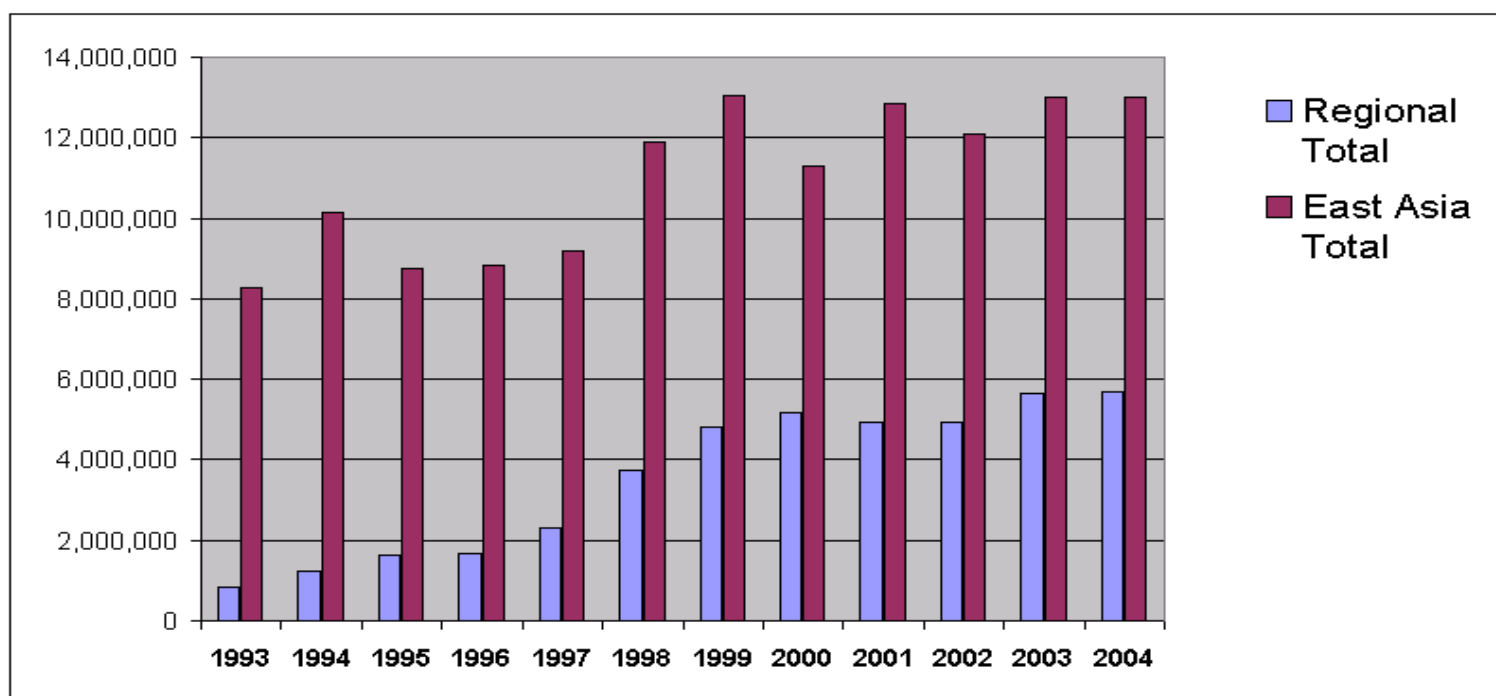
## Distribution of 2003-2004 Core Programme by Region



## East Asia and the Pacific Region

### Technical Cooperation Programme Financial Resources (Hardcore)

Programme	1993	1994	1995	1996	1997	1998	1999	2000	2001	2002	2003	2004
<b>Regional</b>			432,200	321,700	497,940	1,211,975	2,103,205	2,153,710	2,500,940	2,560,650	2,720,972	2,521,432
<b>RCA</b>	851,250	1,222,600	1,200,600	1,331,900	1,817,760	2,528,367	2,726,880	2,998,875	2,450,470	2,351,660	2,935,388	3,184,352
<b>Regional Total</b>	<b>851,250</b>	<b>1,222,600</b>	<b>1,632,800</b>	<b>1,653,600</b>	<b>2,315,700</b>	<b>3,740,342</b>	<b>4,830,085</b>	<b>5,152,585</b>	<b>4,951,410</b>	<b>4,912,310</b>	<b>5,656,360</b>	<b>5,705,784</b>
<b>National Total</b>	<b>7,421,100</b>	<b>8,926,950</b>	<b>7,118,340</b>	<b>7,183,608</b>	<b>6,871,853</b>	<b>8,139,209</b>	<b>8,197,480</b>	<b>6,153,720</b>	<b>7,906,266</b>	<b>7,191,235</b>	<b>7,360,704</b>	<b>7,312,043</b>
<b>East Asia Total</b>	<b>8,272,350</b>	<b>10,149,550</b>	<b>8,751,140</b>	<b>8,837,208</b>	<b>9,187,553</b>	<b>11,879,551</b>	<b>13,027,565</b>	<b>11,306,305</b>	<b>12,857,676</b>	<b>12,103,545</b>	<b>13,017,064</b>	<b>13,017,827</b>
<b>% Share of Regional of Total</b>	<b>10</b>	<b>12</b>	<b>19</b>	<b>19</b>	<b>25</b>	<b>31</b>	<b>37</b>	<b>46</b>	<b>39</b>	<b>41</b>	<b>43</b>	<b>44</b>



## 2003-2004 TC Programme for East Asia and the Pacific

	Hardcore	Footnote <u>a/</u>
<u>National</u>	\$ 14,672,747	\$ 1,604,801
<u>RCA</u>	\$ 5,242,404	\$ 5,174,350
<u>Non-RCA</u>	\$ 6,119,740	\$ 1,217,826
<i>Total</i>	\$ 26,034,891	\$ 7,996,977

## 2003 TC Programme for East Asia and the Pacific (Hardcore)

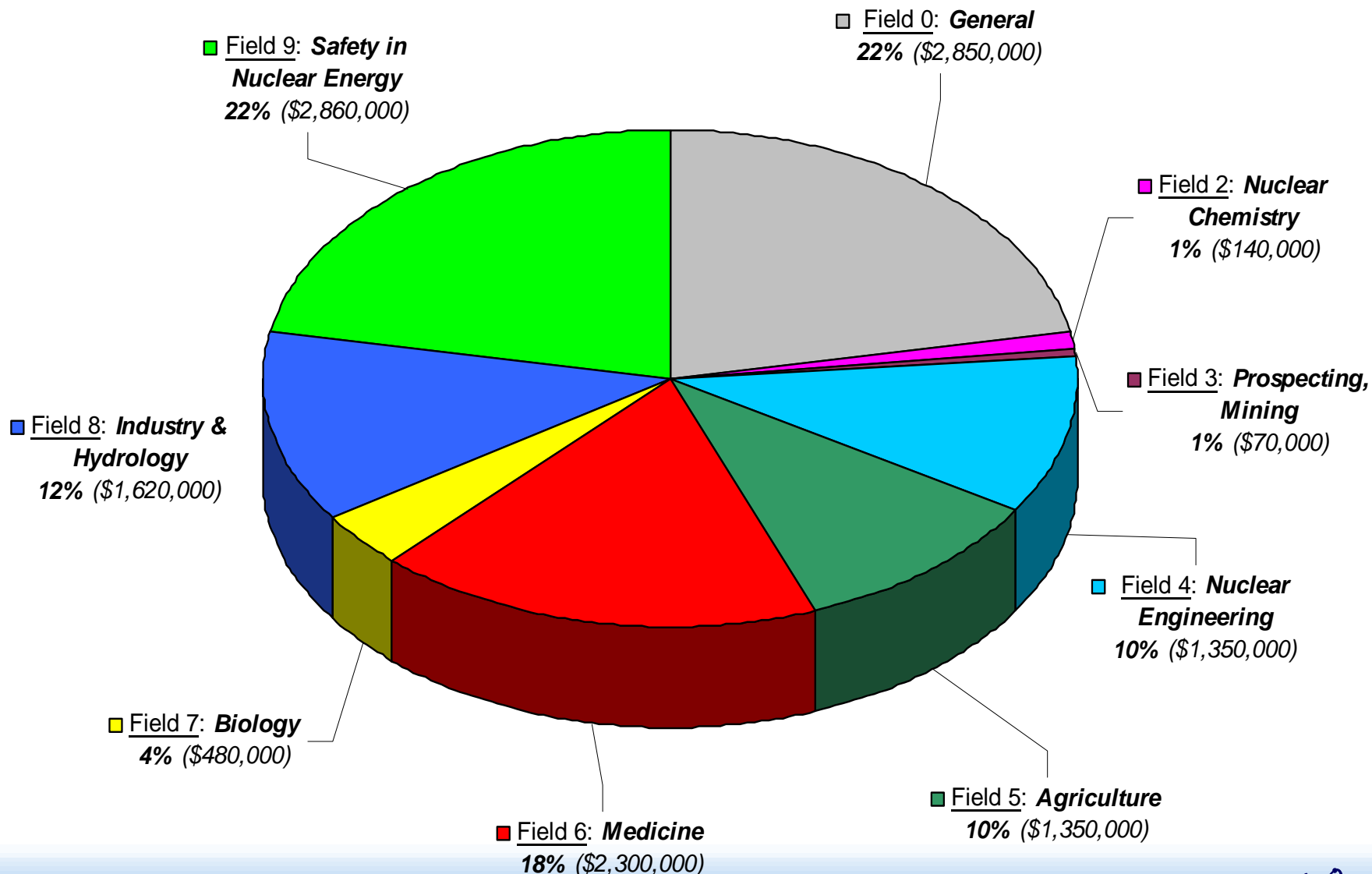
	No. of Projects	Total Budget	Share of TCAPS budget
<u>National</u>	73	\$ 7.4 million	56.4 %
<u>RCA</u>	22	\$ 2.7 million	20,1 %
<u>Non-RCA</u>	16	\$ 2.9 million	23.5 %
<i>Total</i>	111	\$ 13. million	100 %

# 2003 TCP for East Asia and the Pacific region (as of 31 January 2003)

	<u><i>New Programme</i></u>	<u><i>Adjusted Budget</i></u>
<b>No. of Projects</b>	<b>111</b>	<b>282</b>
<b>HRD (in Million \$)</b>	<b>9.0</b>	<b>13.7</b>
<b>Procurement (in Million \$)</b>	<b>4.0</b>	<b>5.8</b>
<b><i>Total</i> (in Million \$)</b>	<b>13.0</b>	<b>19.5</b>
	<b>2002</b>	<b>2003</b>
<b>National Programme (in Million \$)</b>	<b>7.7</b>	<b>7.3</b>
<b>Regional Programme (in Million \$)</b>	<b>5.1</b>	<b>5.7</b>



## East Asia and the Pacific region TCP Distribution 2003 by Budget and Field



# **Distribution of RCA Programme for the 2003**

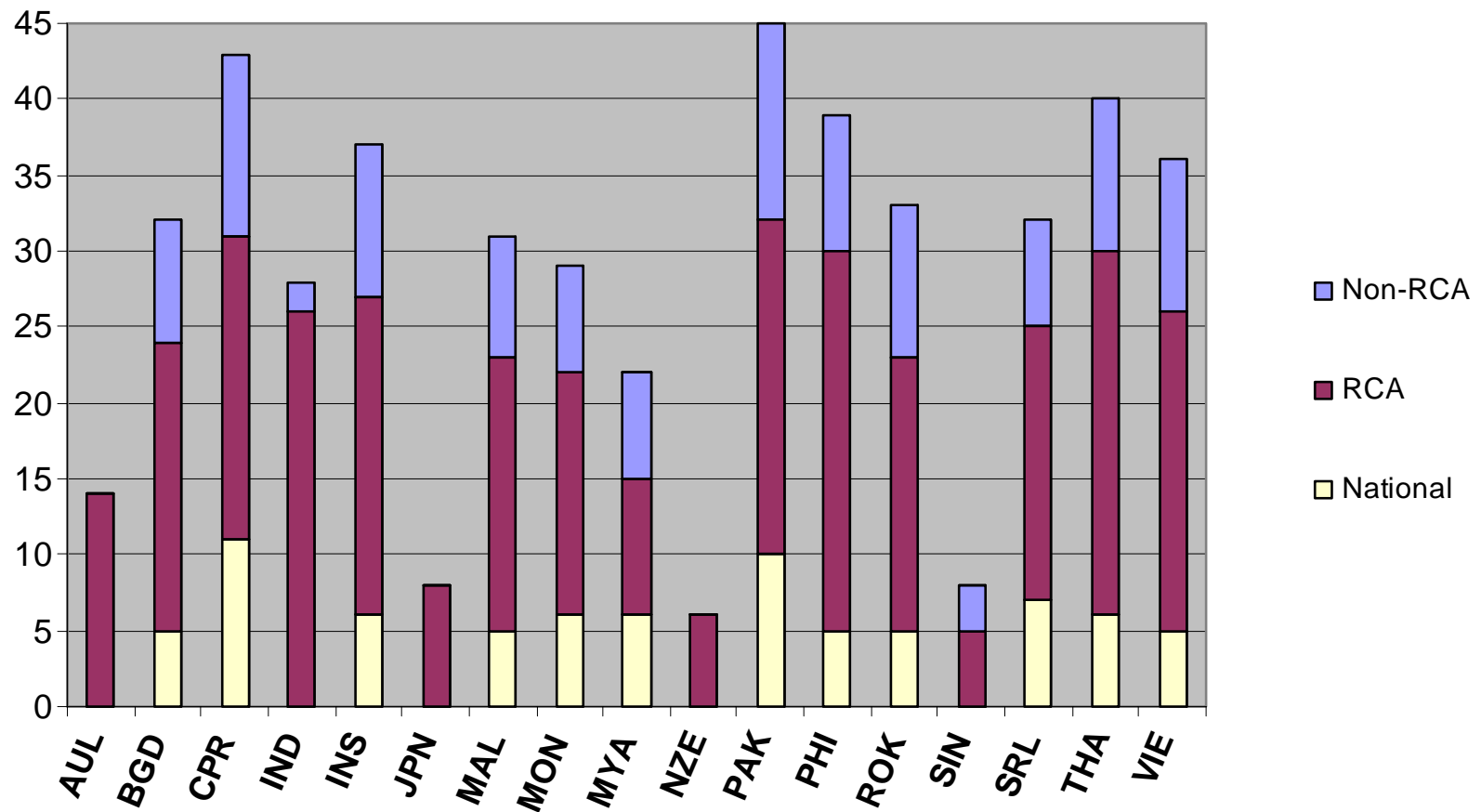
**(Hardcore Resources)**

● Agriculture	19.7%
● Health	20.5%
● Industry, Natural Resources	43.7%
● Energy and Research Reactor	10.9%
● Radiation Protection	5.2%



## East Asia and the Pacific Region

### Member States Participation in National and Regional Projects



## Projects with future year budget commitment

**CO:** Projects with budget already indicated in the 2003-2004 TCP

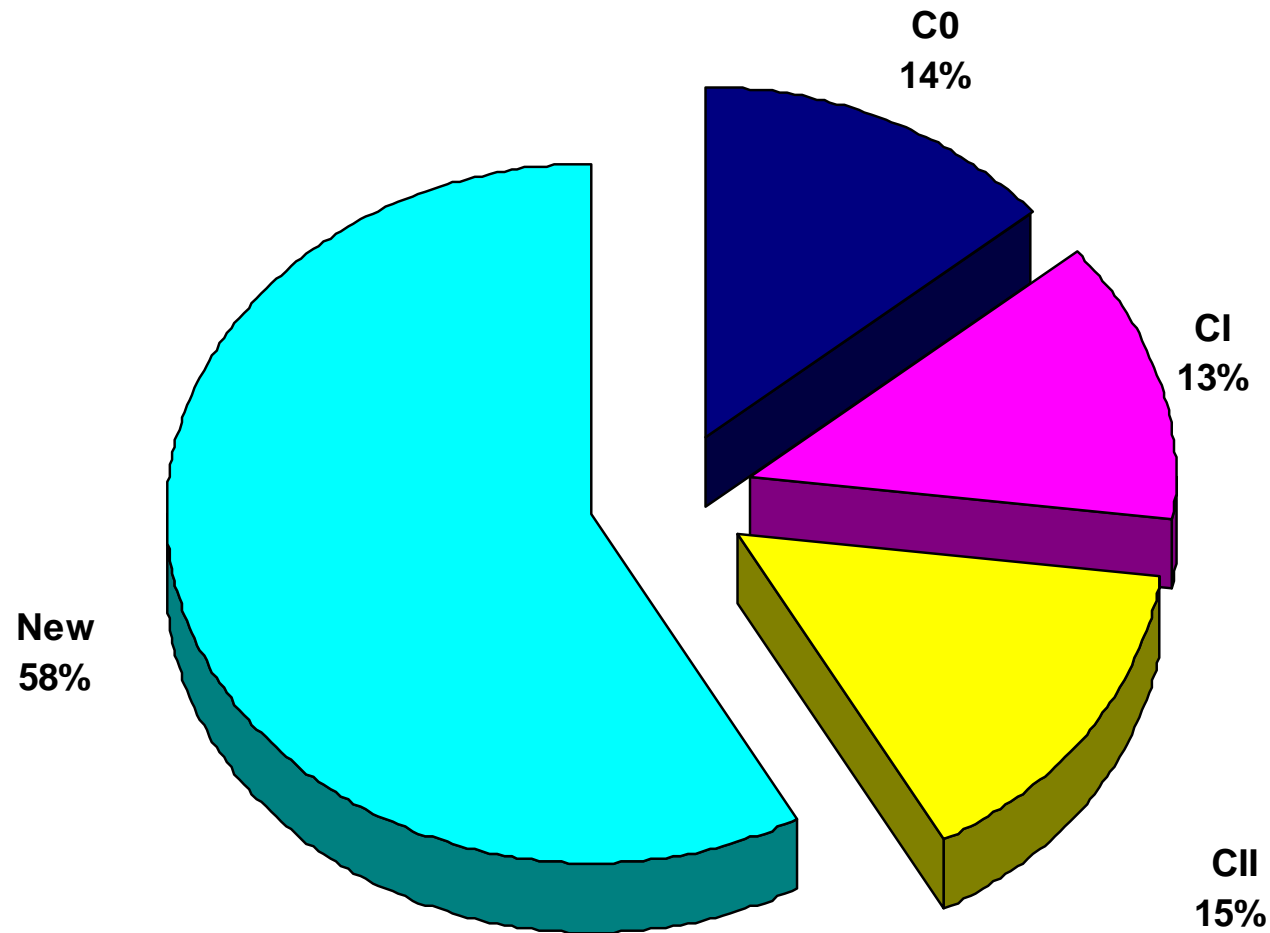
**CI:** Projects designed in 2003-2004 TCP for 2005-2006 and beyond, but no budget figures for 2005-2006 are given

**CII:** Projects with no component beyond 2004 TCP but strongly expected to be extended or continue in 2005-2006

## East Asia and the Pacific Region Future Year Commitments

Category	2005 (in USD)	2006 (in USD)	Total (in USD)
<u>CO</u>	2,751,424	959,242	3,710,666
<u>CI</u>	1,698,000	1,800,000	3,498,000
<u>CII</u>	1,885,000	1,889,250	3,774,250
<i>Total</i>	6,334,424	4,648,492	10,982,916

# Distribution of Estimated 2005-2006 TCF Commitments for East Asia and the Pacific Region



## East Asia and the Pacific region

### Country Programme Framework (CPF) - Status

Member State	Status	Finalization Status
BGD	<i>Draft</i>	end 2003
CPR	<i>Draft</i>	mid 2003
INS	<i>Signed</i>	2000*
MAL	<i>Signed</i>	2000
MON	<i>Signed</i>	2001
MYA	<i>To be initiated</i>	2004
PAK	<i>Completed</i>	mid 2003
PHI	<i>Signed</i>	1995*
ROK	<i>To be initiated</i>	2004
SRL	<i>Signed</i>	2000
THA	<i>To be initiated</i>	2004
VIE	<i>completed</i>	2003

\* Revision planed

# **Summary**

- **Financial Resources are limited**
- **Member States and Secretariat have to cooperate to implement activities included in project workplans**
- **> 45 % of 2005-2006 budget have been committed**
- **Less than half of the East Asia and the Pacific region TCP recipients have finalized and signed a CPF document**



**Thank you for your attention**